





# Snowflake 2018

## Team Results

Jan 13-15, 2018

Women / All Levels / All Ages





Session: All

Rank	Gym	Team	Score				
1	HOH	*	114.300	28.500 2	28.750 2T	28.350 2T	28.700 1
2	TKids Billerica	*	114.150	28.400 3T	28.700 4	28.600 1	28.450 2
3T	Corrigans	*	113.300	28.350 5	28.900 1	27.700 10	28.350 3T
3T	Gymstreet	*	113.300	28.550 1	28.750 2T	28.050 8	27.950 10T
5	TKids Winchester	*	113.200	27.850 10T	28.650 5	28.350 2T	28.350 3T
6	MGC Pembroke	*	112.400	28.050 8	28.150 7T	28.300 4T	27.900 12T
7	Spectrum	*	112.200	28.300 6	28.050 11	27.600 11	28.250 6
8	Gym Hutt	*	112.150	27.850 10T	28.150 7T	28.300 4T	27.850 14
9	A2 Gym	*	111.800	27.500 15	28.150 7T	27.950 9	28.200 7
10	McKeon	*	111.700	27.800 12T	28.100 10	28.250 6	27.550 16
11T	East Bay	*	111.500	28.400 3T	27.750 17	27.450 13	27.900 12T
11T	Flipside	*	111.500	28.000 9	28.200 6	27.350 15	27.950 10T
11T	Anchor	*	111.500	27.450 16	27.800 16	28.150 7	28.100 8T
14	Prestige	*	111.100	27.600 14	27.850 15	27.300 16	28.350 3T
15	O'Learys	*	110.900	28.250 7	27.300 18	27.250 17T	28.100 8T
16T	Tkids Watertown	*	110.550	27.400 17	27.950 12	27.550 12	27.650 15
16T	Gymport	*	110.550	27.800 12T	27.900 13T	27.400 14	27.450 17

# Snowflake 2018

## Team Results

Jan 13-15, 2018

Rank	Gym	Team	Score				
18	Premier	*	109.600	27.100 18	27.900 13T	27.250 17T	27.350 18
19	Tumble Time	*	107.550	26.800 20	27.100 19	27.150 19	26.500 20
20	Flipflops	*	106.650	26.450 21	26.800 20	26.100 21	27.300 19
21	Meridian	*	105.600	26.900 19	26.250 21	26.550 20	25.900 21